



Billy Banjo



1a) The Story of Billy Banjo

Read and listen to the story of Billy Banjo.

Billy Banjo is a cowboy. He lives with his wife Kate. Billy likes to play his banjo, but Billy doesn't like to work hard. Kate does all the cooking, the cleaning, the washing and the ironing. Billy plays his banjo all day long and dreams of being a superstar like his heroine, Susie Stardust.

Billy and Kate are very poor. The house they live in is in very bad condition. The doors need repairing, the window needs repairing and the roof needs repairing. One day Kate tells Billy that he needs to earn some money or he must find a new wife! She tells him not to return until he has one thousand dollars.

Billy leaves home with his cow, Daisy and his banjo to earn some money. What Billy doesn't know is that a bandit is following him!

Billy meets Mrs Posh. Mrs Posh has hurt her finger and needs help to paint her house. Billy goes to the shop and buys some white paint for one dollar. He paints her house and Mrs Posh gives him ten dollars.

When Billy is counting his money, the bandit steals Billy's cow.

While Billy tries to find his cow he meets Jane Wayne, a cowgirl. Jane needs help to round up her cows. Billy goes to the shop and buys some rope for ten dollars. He rounds up the cows and Jane pays him one hundred dollars.



When Billy is counting his money, the bandit returns and steals Billy's banjo.

While Billy tries to find his banjo he meets Susie Stardust. She has a broken arm. She needs help from someone to play guitar at her concert. Billy knows all Susie Stardust's songs! He goes to the shop and buys an electric guitar for one hundred dollars. He plays at the concert and Susie pays him one thousand dollars!

Finally, Billy has enough money to take home to Kate. But on his way home he meets the bandit! The bandit has a big surprise for Billy. What do you think it is? What do you think will happen next?





1b) The Story of Billy Banjo

Read the story of Billy Banjo and fill in the spaces using the words in the box.

guitar cow paint arm cowboy has poor money dreams ten

Billy Banjo is a (1) _____. He lives with his wife Kate. Billy likes to play his banjo, but Billy doesn't like to work hard. Kate does all the cooking, the cleaning, the washing and the ironing. Billy plays his banjo all day long and (2) _____ of being a superstar like his heroine, Susie Stardust.

Billy and Kate are very (3) _____. The house they live in is in very bad condition. The doors need repairing, the window needs repairing and the roof needs repairing. One day Kate tells Billy that he needs to earn some (4) _____ or he must find a new wife! She tells him not to return until he has one thousand dollars.

Billy leaves home with his (5) _____, Daisy and his banjo to earn some money. What Billy doesn't know is that a bandit is following him!

Billy meets Mrs Posh. Mrs Posh has hurt her finger and needs help to paint her house. Billy goes to the shop and buys some white (6) _____ for one dollar. He paints her house and Mrs Posh gives him ten dollars.

When Billy is counting his money, the bandit steals Billy's cow.

While Billy tries to find his cow he meets Jane Wayne, a cowgirl. Jane needs help to round up her



cows. Billy goes to the shop and buys some rope for (7) _____ dollars. He rounds up the cows and Jane pays him one hundred dollars.

When Billy is counting his money, the bandit returns and steals Billy's banjo.

While Billy tries to find his banjo he meets Susie Stardust. She has a broken (8) _____. She needs help from someone to play guitar at her concert. Billy knows all Susie Stardust's songs! He goes to the shop and buys an electric (9) _____ for one hundred dollars. He plays at the concert and Susie pays him one thousand dollars!

Finally, Billy (10) _____ enough money to take home to Kate. But on his way home he meets the bandit! The bandit has a big surprise for Billy. What do you think it is? What do you think will happen next?





1c) The Story of Billy Banjo

Read the story of Billy Banjo and fill in the spaces.

Billy Banjo is a (1) _____. He lives with his wife Kate. Billy likes to play his banjo, but Billy doesn't like to work hard. Kate does all the cooking, the cleaning, the washing and the ironing. Billy plays his banjo all day long and (2) _____ of being a superstar like his heroine, Susie Stardust.

Billy and Kate are very (3) _____. The house they live in is in very bad condition. The doors need repairing, the window needs repairing and the roof needs repairing. One day Kate tells Billy that he needs to earn some (4) _____ or he must find a new wife! She tells him not to return until he has one thousand dollars.

Billy leaves home with his (5) _____, Daisy and his banjo to earn some money. What Billy doesn't know is that a bandit is following him!

Billy meets Mrs Posh. Mrs Posh has hurt her finger and needs help to paint her house. Billy goes to the shop and buys some white (6) _____ for one dollar. He paints her house and Mrs Posh gives him ten dollars.

When Billy is counting his money, the bandit steals Billy's cow.

While Billy tries to find his cow he meets Jane Wayne, a cowgirl. Jane needs help to round up her



cows. Billy goes to the shop and buys some rope for (7) _____ dollars. He rounds up the cows and Jane pays him one hundred dollars.

When Billy is counting his money, the bandit returns and steals Billy's banjo.

While Billy tries to find his banjo he meets Susie Stardust. She has a broken (8) _____. She needs help from someone to play guitar at her concert. Billy knows all Susie Stardust's songs! He goes to the shop and buys an electric (9) _____ for one hundred dollars. He plays at the concert and Susie pays him one thousand dollars!

Finally, Billy (10) _____ enough money to take home to Kate. But on his way home he meets the bandit! The bandit has a big surprise for Billy. What do you think it is? What do you think will happen next?





1) The Story of Billy Banjo

Teaching notes

Time

20–30 minutes

Level

Easy / Medium / Difficult

Skills Focus

Vocabulary, reading and writing.

Aim

To familiarise the students with the story of *Billy Banjo* and the vocabulary used in the story.

Instructions

Ask the students what they know about the story of *Billy Banjo*. Now give the students Worksheet A and ask them to read through the text underlining any difficult vocabulary. Present the difficult vocabulary on the board and the students can help each other with the meaning of the words. Then listen to the story of *Billy Banjo*.

Alternative activity

For students of a higher level use Worksheet B and give the students time to decide what the missing words could be from the list. This activity could be done in pairs. Ask the students for suggestions to what the words could be. Listen to see if they are correct. Use Worksheet C for the highest level students.

Answer key

1. cowboy
2. dreams
3. poor
4. money
5. cow
6. paint
7. ten
8. arm
9. guitar
10. has





Billy Banjo

2) Talking about yourself

Read about Billy Banjo. Now draw a picture of yourself below and write some sentences about you.

My name is Billy.

I play the banjo.

I have a wife. Her name is Kate.

I don't like working hard.

I like to write songs.

My favourite singer is Susie Stardust.

I have a cow called Daisy.

I want to be a superstar!

[Empty speech bubble]

[Empty speech bubble]

[Empty speech bubble]

[Empty speech bubble]

[Empty speech bubble]

[Empty speech bubble]

[Empty speech bubble]

[Empty speech bubble]





Billy Banjo

2) Talking about yourself

Teaching notes

Time

20–30 minutes

Level

Medium

Skills Focus

Speaking, writing.

Aim

To practice giving personal information about yourself in the present simple.

Instructions

First, ask the students to draw a self-portrait in the box below. Then, ask the students to write about themselves. Using Billy Banjo as an example, the students should write eight sentences about themselves. When they have finished they should introduce themselves to the rest of the class. Encourage the students to use different verbs and a mixture of positives and negatives.

Alternative activity

For students of a higher level, the activity could be done as a third person activity with the students asking a classmate questions to discover the answers, then they could introduce their partners to the class.





Billy Banjo

3. The Picture Book of Billy Banjo

Can you draw? Draw the pictures of the story.

1. Billy and Kate are very poor.
The house needs repairing.

2. Billy plays guitar all day.

3. Billy paints Mrs Posh's house.

4. Billy meets the cowgirl, Jane Wayne.

5. Billy rounds up the cows.

6. The Bandit steals Billy's banjo.

7. Susie Stardust has a broken arm.

8. Billy Banjo plays guitar at the concert.

9. Susie Stardust gives Billy one thousand dollars.

10. Billy and Kate are rich! They live happily ever after..





Billy Banjo

3. The Picture Book of Billy Banjo

Teaching notes

Time

20–30 minutes

Level

Easy

Skills Focus

Vocabulary, reading, speaking and drawing.

Aim

To familiarise the students with the story of *Billy Banjo* and the vocabulary used in the story.

Instructions

Ask the students to imagine what Billy Banjo, Kate, Mrs Posh, Jane Wayne, Susie Stardust and the Bandit look like. Discuss with the group what they think the characters are like. Give the students the worksheet and ask them, to draw the pictures of the scene being described in each box.

Alternative activity

Ask students to choose one phrase from the boxes and make a larger more detailed picture of the scene that they have chosen.





4a) Billy Banjo Song Sheet A

Here are three songs from Billy Banjo. Listen and then sing along!

We're So Happy

My name's Billy
My name's Kate
We live here in this house
We haven't got a penny
We're as poor as a church mouse

But we're so happy
Everyone can see
We haven't got a penny
But we're happy as can be

But we're so happy
Everyone can see
We haven't got a penny
But we're happy as can be!



Dip Your Brush

Dip your brush, then up and down
Up and down, up and down
Dip your brush, then up and down,
Let's all paint the house.

Dip your brush, then left and right
left and right, left and right
Dip your brush, then left and right,
Let's all paint the house.

Dip your brush, then round and round
round and round, round and round
Dip your brush, then round and round,
Let's all paint the house.

Dip your brush, then all about
all about, all about
Dip your brush, then all about,
Let's all paint the house.



I Play Guitar

Oh I play guitar and sing this song
I play guitar all day long
I'm going to play all night
I'm going to play all day
I'm going to play guitar like a superstar





Billy Banjo

4b) Billy Banjo Song Sheet B

Listen to the song and fill in the missing words. Now find the correct words for the activity below.

We're So Happy

My name's Billy

My name's Kate



We live here in this _____

We haven't _____ a penny

We're poor as a church _____

But we're so _____

Everyone can _____

We haven't got a _____

But we're happy _____ can be!

But we're so _____

Everyone can _____

We haven't got a _____

But we're happy _____ can be!

Now find the correct words from the song.

1. Find a word which means the opposite of rich. _____
2. Find a word which means the same as content. _____
3. Find a word that is a coin. _____
4. Find a word which is the opposite of no-one. _____
5. Find three verbs. _____





4a-b) Billy Banjo Song Sheets A&B

Teaching notes

Time

30–40 minutes

Level

Easy/medium

Skills Focus

Vocabulary, listening, singing.

Aim

To familiarise the students with the songs of *Billy Banjo* and the vocabulary used in them. We find that the experience is really enhanced by being able to sing along with the songs during the show.

Instructions

Ask the students to sing along with songs to familiarize themselves with the songs (Song sheet A). Use the gap-fill of the song and questions (Song sheet B) for higher level students.

Alternative activity

Get the students to learn the words for homework. Then in the next class give them the gap-fill and ask them to fill in the missing words. Then listen to see if they are correct.

Answer key

We're So Happy

My name's Billy

My name's Kate

We live here in this **house**

We haven't **got** a penny

We're as poor as a church **mouse**

But we're so **happy**

Everyone can **see**

We haven't got a **penny**

But we're happy **as** can be

But we're so **happy**

Everyone can **see**

We haven't got a **penny**

But we're happy **as** can be!

1. Find a word which means the opposite of rich. **poor**

2. Find a word which means the same as content. **happy**

3. Find a word that is a coin. **penny**

4. Find a word which is the opposite of no-one. **everyone**

5. Find three verbs. **live, can, have got, is/are (be)**





Billy Banjo

5) Questions

Put the words in the correct order to form a question. Then answer the question.

1. is / what / Billy's / called / wife?

Question: _____

Answer: _____

2. much / money / Billy / does / how / need?

Question: _____

Answer: _____

3. paint / to / asks / Billy / who / her house?

Question: _____

Answer: _____

4. steals / who / Daisy the cow?

Question: _____

Answer: _____

5. play / Susie Stardust / can't / her guitar / why?

Question: _____

Answer: _____

6. the / is / bandit / who?

Question: _____

Answer: _____





Billy Banjo

5) Questions

Teaching notes

Time

30–40 minutes

Level

Medium

Skills Focus

Vocabulary. Question forms.

Aim

To practise question forms.

Instructions

First get the students to put the questions in the correct order. Check the questions on the board with the group. Now ask the students to answer the questions. This could be as an oral activity in pairs or as a written activity.

Extended activity

Ask the students to write 5 more questions about the play and disorder them. Let students change papers with their classmates. Now they should put the questions in the correct order and answer them.

Answer key

1. What is Billy's wife called? Billy's wife is called Kate.
2. How much money does Billy need? Billy needs one thousand dollars.
3. Who asks Billy to paint her house? Mrs Posh asks Billy to paint her house.
4. Who steals Daisy the cow? The Bandit steals Daisy the cow.
5. Why can't Susie Stardust play her guitar? She can't play her guitar because she has a broken arm.
6. Who is the bandit? Kate is the bandit!






Billy Banjo

6) Who Says What

Read the sentences below. Match the sentence to the correct character.
Two characters have two sentences.

Billy Banjo Kate Susie Stardust Mrs Posh Jane Wayne The Bandit

- _____ I do the washing. I do the cleaning. The cooking, the ironing.
- _____ I've got hundreds of cows to round up.
- _____ What's in the bag, Billy?
- _____ That could be a song! Let's see...
- _____ Actually, I'm looking for someone to paint my house.
- _____ I've got millions of fans coming. They'll be so disappointed.
- _____ Either you get enough money for us to survive, or you can find a new wife.
- _____ Susie Stardust! I'm your biggest fan. I love your music!





Billy Banjo

6) Who Says What

Teaching notes

Time

10–20 minutes

Level

Medium

Skills Focus

Listening and vocabulary. Possibly speaking.

Aim

To familiarise the students with the characters of *Billy Banjo*.

Instructions

Match the phrases to the correct characters. The students can work individually in pairs.

Extended activity

Split the class into six groups; Billy Banjos, Kates, Jane Waynes, Mrs Poshs, Susie Stardusts and Bandits. Ask them to present the sentences orally in the style of the character who says them (you may want to invent one or two more phrases for each group).

Answer key

1. Kate
2. Jane Wayne
3. The Bandit
4. Billy
5. Mrs Posh
6. Susie Stardust
7. Kate
8. Billy





Billy Banjo

7) True or False?

Before the show, decide if these sentences are true (T) or false (F).

After the show check your answers to see if you were correct.

1. Billy and Kate are poor. T F
2. Billy helps Kate with the housework. T F
3. Kate tells Billy he must earn one hundred dollars to repair the house. T F
4. Billy paints the house blue. T F
5. Mrs Posh pays Billy ten dollars for painting her house. T F
6. Billy sells Daisy the cow to Jayne Wayne, the cowgirl. T F
7. Susie Stardust has a broken arm. T F
8. Susie Stardust pays Billy one thousand dollars to play at her concert. T F
9. The Bandit steals Billy's banjo. T F
10. The Bandit is really Susie Stardust. T F





Billy Banjo

7) True or False?

Teaching notes

Time

20+20 minutes

Level

Medium

Skills Focus

Speaking and writing.

Aim

To predict what will happen in the show and confirm or correct the information after the show.

Instructions

Ask the students to decide in pairs if they think the sentences are true or false. Ask them to write what they think will happen in the sentences they think are false. After they have seen the show, return to the sentences and see if they were correct or not.

Post-show activity

Ask the students to come up with five more true or false questions. Then each group should pass their sentences to another group to answer.

Answer key

1. Billy and Kate are poor. – True
2. Billy helps Kate with the housework. – False
3. Kate tells Billy he must earn one hundred dollars to fix the house. – False
4. Billy paints the house blue. – False
5. Mrs Posh pays Billy ten dollars for painting her house. – True
6. Billy sells Daisy the cow to Jane Wayne. – False
7. Susie Stardust has a broken arm. – True
8. Susie Stardust pays Billy one thousand dollars to play at her concert. – True
9. The Bandit steals Billy's banjo. – True
10. The Bandit is really Susie Stardust. – False





Billy Banjo

8) The Characters in Billy Banjo

Here are some of the characters from Billy Banjo. Draw a picture of each of them and then choose two or three words from the list of adjectives below to describe them.

Compare your ideas with a friend.

rich poor sad happy bad good young old pretty
ugly busy lazy clean dirty dangerous
clever strong silly interesting musical hard-working

Billy Banjo




- 1.
- 2.
- 3.

Kate



- 1.
- 2.
- 3.

Susie Stardust




- 1.
- 2.
- 3.

The Bandit




- 1.
- 2.
- 3.

Jane Wayne - the cowgirl



- 1.
- 2.
- 3.

Mrs Posh



- 1.
- 2.
- 3.





Billy Banjo

8) The Characters in Billy Banjo

Teaching notes

Time

20–30 minutes

Level

Medium

Skills Focus

Vocabulary and adjectives.

Aim

To practise adjectives to describe the characters in *Billy Banjo*.

Instructions

Discuss the characters from *Billy Banjo* with the students. Ask them which adjectives they think are appropriate to each character. Then let the students choose two adjectives for each character. Finally, let the students draw the characters in the boxes.

Extended activity

As a homework activity ask the students to draw pictures of their family members and choose 2–3 adjectives to describe them.





Billy Banjo

9) Similes

We use similes to compare things. Look at the similes below and match them to an animal.

e.g. As poor as a church mouse

1. As poor as a church mouse
2. As free as _____
3. As blind as _____
4. As proud as _____
5. As busy as _____
6. As strong as _____
7. As fat as _____
8. As a hungry as _____
9. As cheeky as _____
10. As wise as _____

a monkey

a peacock

an ox

a pig

a bird

a wolf

~~a church mouse~~

an owl

a bat

a bee





Billy Banjo

9) Similes

Teaching notes

Time

20–30 minutes

Level

Difficult

Skills Focus

Vocabulary and similes.

Aim

To use the *as...as* structure to compare things.

Instructions

Check that the students understand the adjectives and animals vocabulary. Then ask them to work with a classmate to decide which animal matches with each adjective. Present the answers on the board.

Extended activity

Ask the students to find five more similes in English and ask their class mates to guess the endings, e.g.

As flat as a pancake

As hard as a rock

As sharp as a knife

As clear as crystal

As fast as the wind

Answer key

1. As poor as a church mouse
2. As free as a bird
3. As blind as a bat
4. As proud as a peacock
5. As busy as a bee
6. As strong as an ox
7. As fat as a pig
8. As a hungry as a wolf
9. As cheeky as a monkey
10. As wise as an owl





Billy Banjo

10) Wordsearch

All the words below appear in the play Billy Banjo. See how many you can find in the wordsearch.

bandit cowboy sing banjo dollars ticket cleaning
paint thousand concert repair window

T I C K E T J P R T
H G W O D N I W I S
O N F O N T A D A R
U I N I P C N I P A
S N O U X A E N E L
A A I O B O I R R L
N E S J H C E N T O
D L R N S I N G T D
O C L A W E E D Y B
C O W B O Y A I M S





Billy Banjo

10) Wordsearch

Teaching notes

Time

15 minutes

Level

Easy

Skills Focus

Vocabulary

Aim


To familiarise the students with the vocabulary of *Billy Banjo*.

Instructions

This activity could be used as a fun ice-breaker for the beginning of the class or as a fun activity at the end of the class.

Alternative activity

Students choose 6-10 more words from the vocabulary list and make their own wordsearches, then swap them between classmates to complete.

Answer key



11) Listening 1 - Billy Banjo Meets Mrs Posh

Read and listen to a conversation between Billy Banjo and Mrs Posh.

- Mrs. Posh Err...Good morning.
- Billy Oh, good morning. Would you like to buy a cow?
- Mrs. Posh No, thank you. Actually I'm looking for someone to paint my house.
- Billy Paint your house?
- Mrs. Posh Yes, someone to paint my house white. White, nice and bright! I can't paint it myself. because I've got a broken finger. Look! So I'm looking for someone to paint my house.
- Billy And how much would you pay someone to paint your house?
- Mrs. Posh I'll pay ten dollars.
- Billy Did you say a thousand dollars?
- Mrs. Posh A thousand dollars? No, I said ten dollars.
- Billy OK, how about a thousand dollars for painting your house and a cow?
- Mrs. Posh No, I don't want a cow, thank you. Goodbye!
- Billy OK. Ten dollars to paint your house. I'll do it.
- Mrs. Posh Really? OK.
- Billy OK. It's a deal.

Now answer the questions below.

1. What does Billy want to sell to Mrs Posh?

2. Why can't Mrs Posh paint her house?

3. How much does Mrs Posh pay Billy to paint her house?

4. How much does Billy want Mrs Posh to pay him?

5. Does Mrs Posh buy the cow?





11) Listening 1 - Billy Banjo Meets Mrs Posh

Teaching notes

Time

20 minutes

Level

Medium

Skills Focus

Listening and comprehension.

Aim

To practise listening skills and to familiarise the students with a scene from *Billy Banjo*.

Instructions

Allow the students to listen to the text once then a second time whilst also reading along. Then students should answer the questions in pairs. Finally present the answers on the board.

Extended activity

Get the students to act out the roles of Mrs Posh and Billy Banjo in pairs. They could learn the lines as homework to perform the next day.

Answer key

1. Billy wants to sell Daisy the cow to Mrs Posh.
2. Mrs Posh can't paint her house because she has broken her finger.
3. Mrs Posh pays Billy 10 dollars to paint her house.
4. Billy wants Mrs Posh to pay him 1000 dollars.
5. Mrs Posh doesn't buy the cow.





12) Listening 2 - Billy Banjo Goes to the Shop

The shop assistant's lines are in the correct order but Billy Banjo's lines are not. Put Billy Banjo's lines in the correct order. Listen to see if your order is correct.

(Note: SK = Shopkeeper)

Billy: One dollar? That's all I have. Oh well, here you are. _____

SK: Good morning

Billy: Yes, I'd like a tin of paint, please. _____

SK: Can I help you?

Billy: Err... Big. One big tin of white paint. _____

SK: What colour?

Billy: Thank you very much. _____

SK: Big or small?

Billy: Good morning. _____

SK: OK. That's one dollar.

Billy: Yes, I'd like a tin of paint, please. _____

SK: Thank you, goodbye.

Billy: White, please. _____





12) Listening 2 - Billy Banjo Goes to the Shop

Teaching notes

Time

20–30 minutes

Level

Medium / Difficult

Skills Focus

Listening and sentence order.

Aim

To familiarise the students with a scene in *Billy Banjo* and to find the logical order of the sentences.

Instructions

Let the students read the text then ask them to think about what order the shopkeeper's sentences should go in. With a partner the students should re-order the sentences. Finally present the correct order on the board.

Extended activity

Get the students to act out the roles of the shopkeeper and Billy Banjo in pairs. They could learn the lines as homework to perform the next day.

Answer key

SK: Good morning.

Billy: Good morning.

SK: Can I help you?

Billy: Yes, I'd like a tin of paint, please.

SK: What colour?

Billy: White, please

SK: Big or small?

Billy: Err... Big. One big tin of white paint.

SK: OK. That's one dollar.

Billy: One dollar? That's all I have. Oh well, here you are.

SK: Thank you, goodbye.

Billy: Thank you very much.





Billy Banjo

13) Clueword

Use the clues on the right hand side to find the correct word. All the words are in Billy Banjo.

- | | | | |
|-----------|---------|---------|---|
| S | K | P | The person who works in a shop. |
| U | | | The opposite of down. |
| S | T | | The opposite of tall. |
| I | | | The opposite of out. |
| E | E | C | A very loud guitar |
| S | L | | The opposite of buy. |
| T | K | | You need one of these to go to a concert. |
| A | | | A part of the body. |
| R | P | | To fix, make something better. |
| D | S | | The name of Billy's cow. |
| U | R | | The opposite of above. |
| S | G | | To make music with your voice. |
| T H | S | | A big number. |





Billy Banjo

13) Clueword

Teaching notes

Time

20 minutes

Level

Medium

Skills Focus

Vocabulary

Aim

To familiarise the students with the vocabulary of *Billy Banjo*.

Instructions

Ask the students to work in pairs or small groups to solve the clues to discover the words on the left-hand side.

Alternative activity

For students of a higher level take away all the extra help letters and just give them the first letter of each word;
E.g. S - - - - - *The person who works in a shop.*

Extended activity

Ask students to choose a different character from the play and write clues for words that begin with each letter of the character. Use the clueword as a guide.

Answer key

shopkeeper
up
short
in
electric
sell
ticket
arm
repair
Daisy
under
sing
thousand





One-Lesson Activity Sheet

If you only have time for one lesson before the show to prepare your children, here is a one-lesson activity sheet.

The Story of Billy Banjo

Read the story of Billy Banjo.

Billy Banjo lives with his wife Kate. Billy likes to play his banjo, but Billy doesn't like to work hard. Kate does all the housework. Billy plays his banjo all day long and dreams of being a superstar like his heroine - Susie Stardust.

Billy and Kate are very poor. The house they live in is in very bad condition. One day Kate tells Billy that he needs to earn some money or he must find a new wife! She tells him not to return until he has one thousand dollars.

Billy leaves home with his cow, Daisy and his banjo to earn some money. What Billy doesn't know is that a bandit is following him!

Billy meets Mrs Posh. Mrs Posh has hurt her finger and needs help to paint her house. He paints her house and Mrs Posh gives him ten dollars.

When Billy is counting his money, the bandit steals Billy's cow.

While Billy tries to find his cow he meets Jane Wayne, a cowgirl. Jane needs help to round up her cows. He rounds up the cows and Jane pays him one hundred dollars.

When Billy is counting his money, the bandit returns and steals Billy's banjo.

While Billy tries to find his banjo he meets Susie Stardust. She has a broken arm. She needs help from someone to play guitar at her concert. Billy knows all Susie Stardust's songs! He plays at the concert and Susie pays him one thousand dollars!

Finally, Billy has enough money to take home to Kate. But on his way home he meets the bandit! The bandit has a big surprise for Billy.

'We're So Happy' Gap-fill

Listen to the song and fill in the missing words. Now find the correct words for the activity below.

We're So Happy
My name's Billy
My name's Kate
We live here in this _____
We haven't _____ a penny
We're poor as a church _____

But we're so _____
Everyone can _____
We haven't got a _____
But we're happy _____ can be!

But we're so _____
Everyone can _____
We haven't got a _____
But we're happy _____ can be!

'We're So Happy' Questions

Now find the correct words from the song to the left.

1. Find a word which means the opposite of rich.
2. Find a word which means the same as content.
3. Find a word that is a coin.
4. Find a word which is the opposite of no-one.
5. Find three verbs.

Questions

Put the words in the correct order to form a question. Then answer the question.

1. is / what / Billy's / called / wife?
2. much / money / Billy / does / how / need?
3. paint / to / asks / Billy / who / her house?
4. steals / who / Daisy the cow?
5. play / Susie Stardust / can't / her guitar / why?
6. the / is / bandit / who?





One-Lesson Activity Sheet

Teaching notes

Time

50–60 minutes

Level

Medium

Skills Focus

Vocabulary. Listening, reading, and speaking.

Aim

To familiarise the students with the story, songs and vocabulary of *Billy Banjo* before seeing the show.

Instructions

The one lesson activity sheet is designed for teachers who only have time to prepare with one class before the show. We find that children who understand the development of the story and are familiar with some, or all of the songs, enjoy the shows even more! So we recommend that you begin with reading and discussing the synopsis of the show. Then move on to listening to the song – allow the students to follow the text on song sheets. If there's time get them to sing along! Next, move on to the song question activity, which can be done either written or orally. Finally, ask the students to answer the final questions in pairs. Finally, present the answers on the board.

Post-show activity

If you have more time after the show, go back and do any of the materials in the earlier activities.

Answer key

We're so Happy – Gap-Fill

We're So Happy
My name's Billy
My name's Kate
We live here in this **house**
We haven't **got** a penny
We're poor as a church **mouse**

But we're so **happy**
Everyone can **see**
We haven't got a **penny**
But we're happy **as** can be!

But we're so **happy**
Everyone can **see**
We haven't got a **penny**
But we're happy **as** can be!

We're so Happy – Questions

1. Find a word which means the opposite of rich. **poor**
2. Find an adjective which means the same as content. **happy**
3. Find a word that is a coin. **coin**
4. Find a word which is the opposite of no-one. **everyone**
5. Find three verbs. **see, can, have got, live, be**

Questions

1. What is Billy's wife called ?
Billy's wife is called Kate.
2. How much money does Billy need?
Billy needs one thousand dollars.
3. Who asks Billy to paint her house?
Mrs Posh asks Billy to paint her house.
4. Who steals Daisy the cow?
The Bandit steals Daisy the cow.
5. Why can't Susie Stardust play her guitar?
She can't play her guitar because she has a broken arm.
6. Who is the bandit?
Kate is the bandit!





Billy Banjo

Vocabulary

NOUNS

arm
bandit
banjo
brush
church
concert
cow
cowboy
deal
dip
dollar
door
finger
guitar
heroine
home
howdy doody
lasso
money

mouse

penny

rope

thousand

ticket

wife

window

ADJECTIVES

bright

disappointed

empty

impossible

long

nervous

nice

orange

play

poor

rich

short

tired

white

yellow

VERBS

break

buy

clean

cook

count

earn

finish

find

give

hurt

know

meet

need

paint

pay

repair

return

say

sell

sing

steal

surprise

survive

take

wash

watch out

